

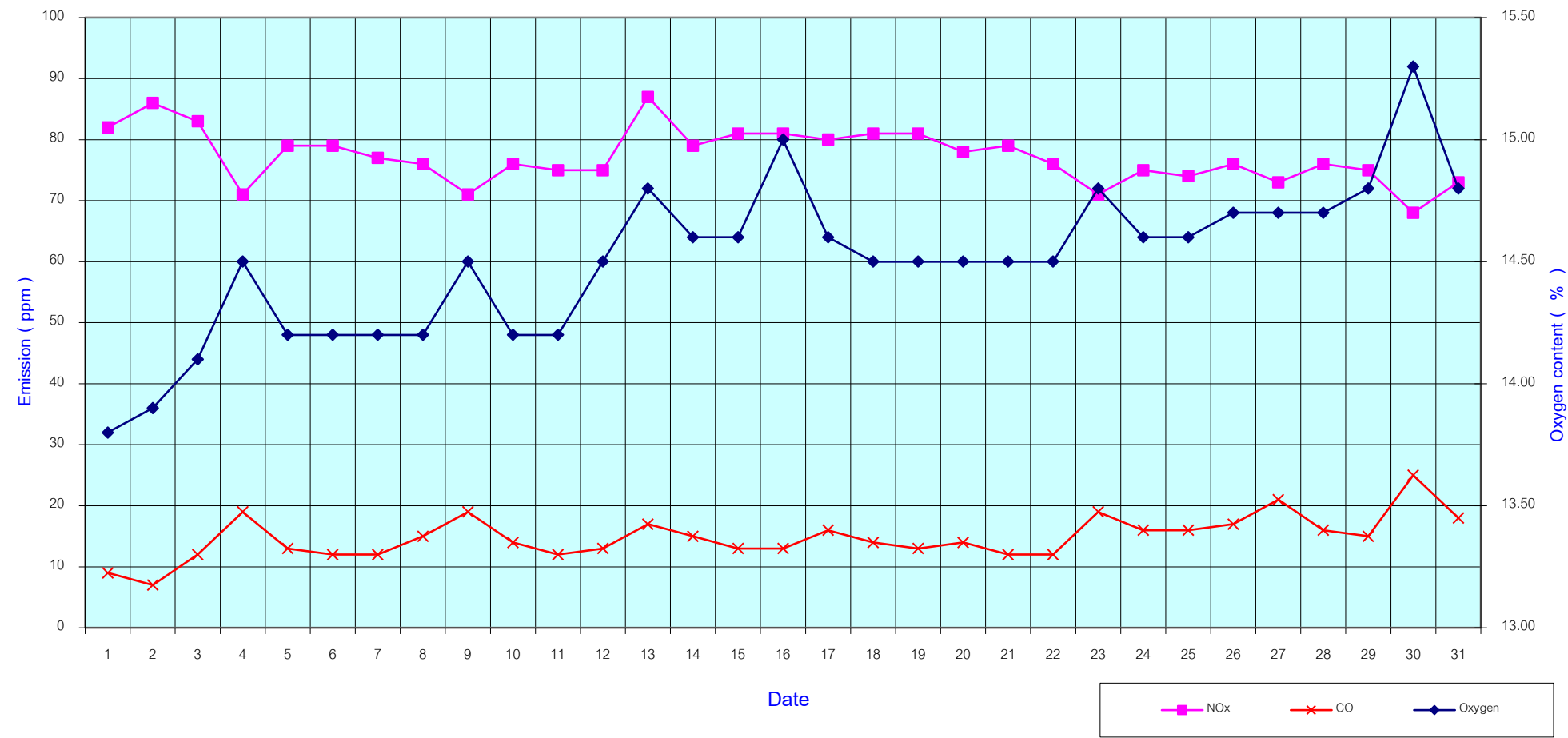
ข้อมูลผลการตรวจวัดคุณภาพอากาศจากปล่องระบายของโครงการโดยเครื่อง CEMs ในช่วงเดือน มกราคม - มิถุนายน

2565

			GTG-1A	GTG-1B	Unit
มกราคม	NOx	max	90.52	86.00	ppm
		mean	75.59	63.95	ppm
กุมภาพันธ์	NOx	max	86.71	88.61	ppm
		mean	70.95	69.92	ppm
มีนาคม	NOx	max	89.19	89.55	ppm
		mean	82.12	85.43	ppm
เมษายน	NOx	max	89.92	87.95	ppm
		mean	82.13	83.53	ppm
พฤษภาคม	NOx	max	89.92	87.95	ppm
		mean	82.13	83.53	ppm
มิถุนายน	NOx	max	83.13	86.37	ppm
		mean	75.67	81.12	ppm

HRSG 11

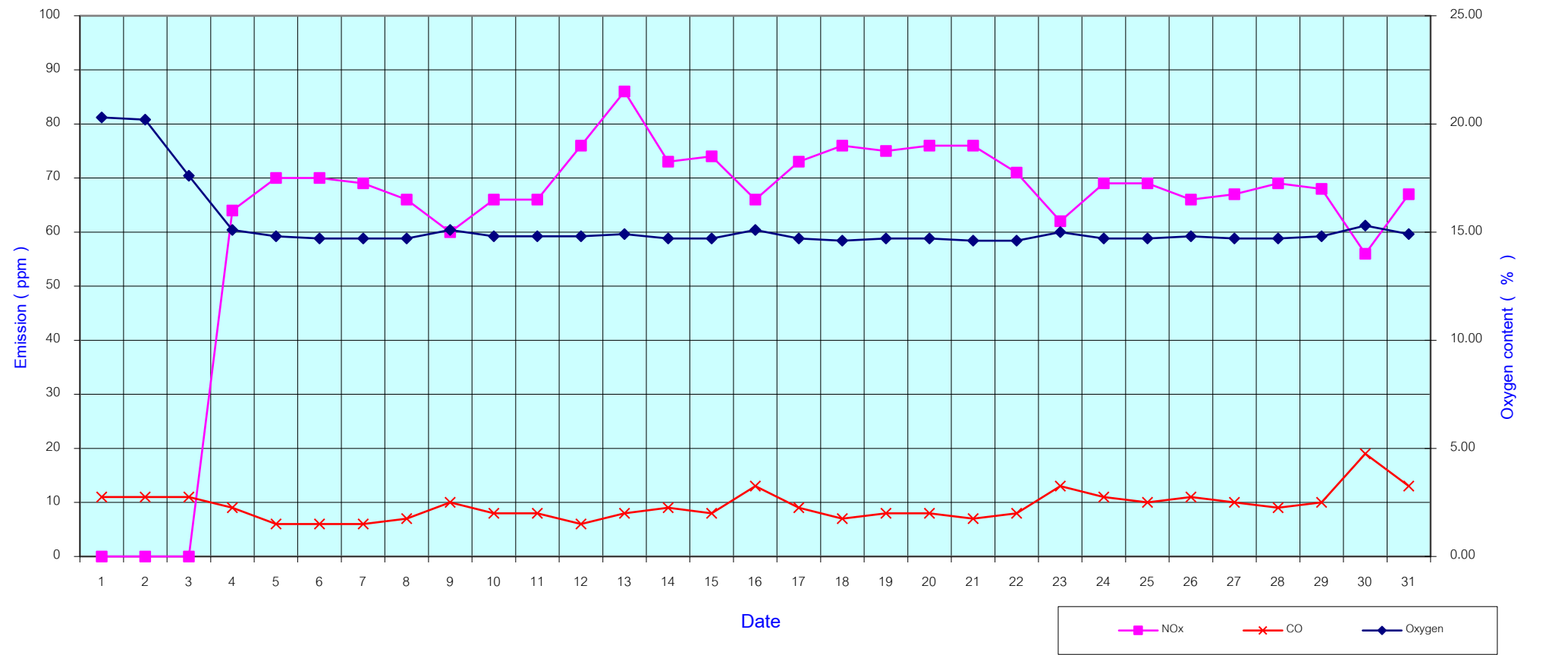
Jan-22	1	2	3	4	5	6	7	8	9	10	11	12	13	14	15	16	17	18	19	20	21	22	23	24	25	26	27	28	29	30	31	Average
Oxygen Average	13.80	13.90	14.10	14.50	14.20	14.20	14.20	14.20	14.50	14.20	14.20	14.50	14.80	14.60	14.60	15.00	14.60	14.50	14.50	14.50	14.50	14.50	14.80	14.60	14.60	14.70	14.70	14.70	14.80	15.30	14.80	14.50
NOx Average	82.00	86.00	83.00	71.00	79.00	79.00	77.00	76.00	71.00	76.00	75.00	75.00	87.00	79.00	81.00	81.00	80.00	81.00	81.00	78.00	79.00	76.00	71.00	75.00	74.00	76.00	73.00	76.00	75.00	68.00	73.00	77.23
CO Average	9.00	7.00	12.00	19.00	13.00	12.00	12.00	15.00	19.00	14.00	12.00	13.00	17.00	15.00	13.00	13.00	16.00	14.00	13.00	14.00	12.00	12.00	19.00	16.00	16.00	17.00	21.00	16.00	15.00	25.00	18.00	14.81



Remark : \* = No data

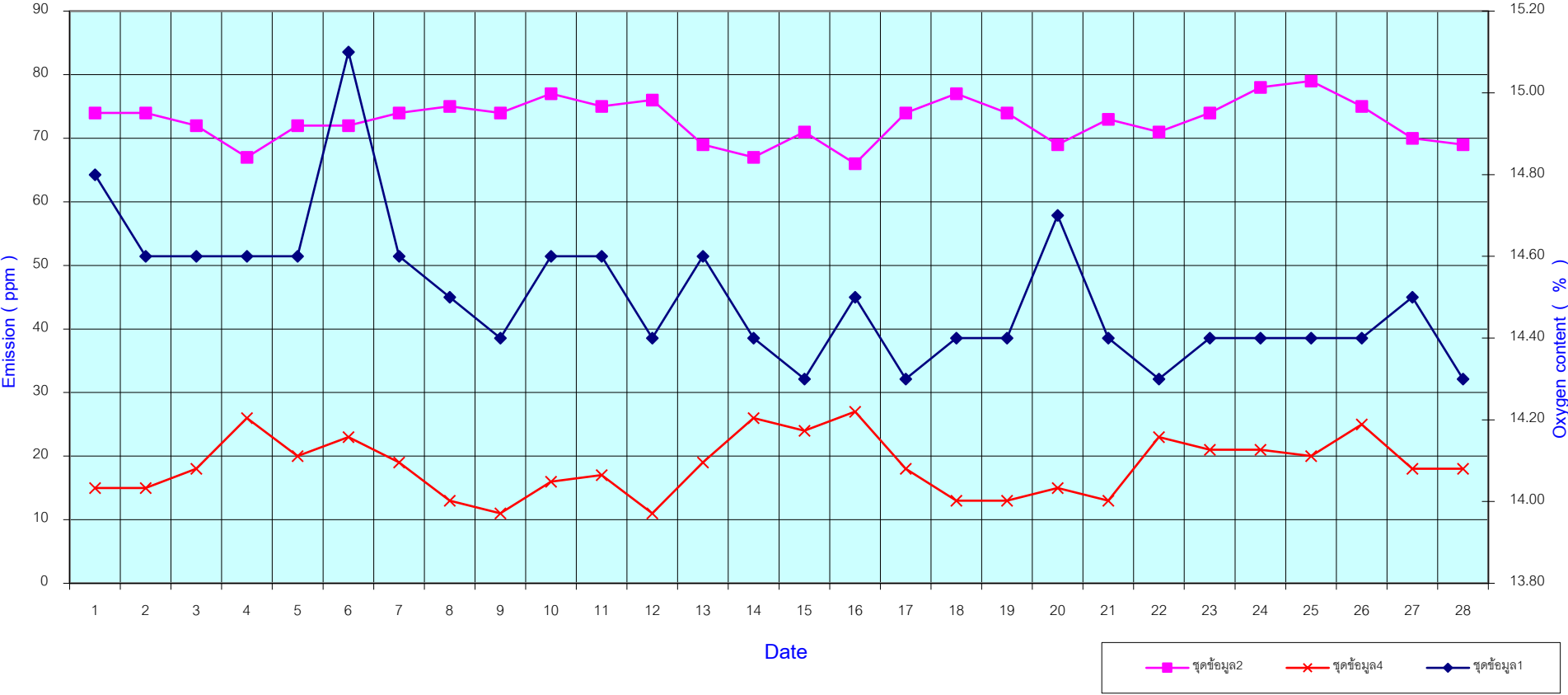
HRSG 12

Jan-22	1	2	3	4	5	6	7	8	9	10	11	12	13	14	15	16	17	18	19	20	21	22	23	24	25	26	27	28	29	30	31	Average
Oxygen Average	20.30	20.20	17.60	15.10	14.80	14.70	14.70	14.70	15.10	14.80	14.80	14.80	14.90	14.70	14.70	15.10	14.70	14.60	14.70	14.70	14.60	14.60	15.00	14.70	14.70	14.80	14.70	14.70	14.80	15.30	14.90	15.24
NOx Average	*	*	*	64.00	70.00	70.00	69.00	66.00	60.00	66.00	66.00	76.00	86.00	73.00	74.00	66.00	73.00	76.00	75.00	76.00	76.00	71.00	62.00	69.00	69.00	66.00	67.00	69.00	68.00	56.00	67.00	69.50
CO Average	11.00	11.00	11.00	9.00	6.00	6.00	6.00	7.00	10.00	8.00	8.00	6.00	8.00	9.00	8.00	13.00	9.00	7.00	8.00	8.00	7.00	8.00	13.00	11.00	10.00	11.00	10.00	9.00	10.00	19.00	13.00	9.35



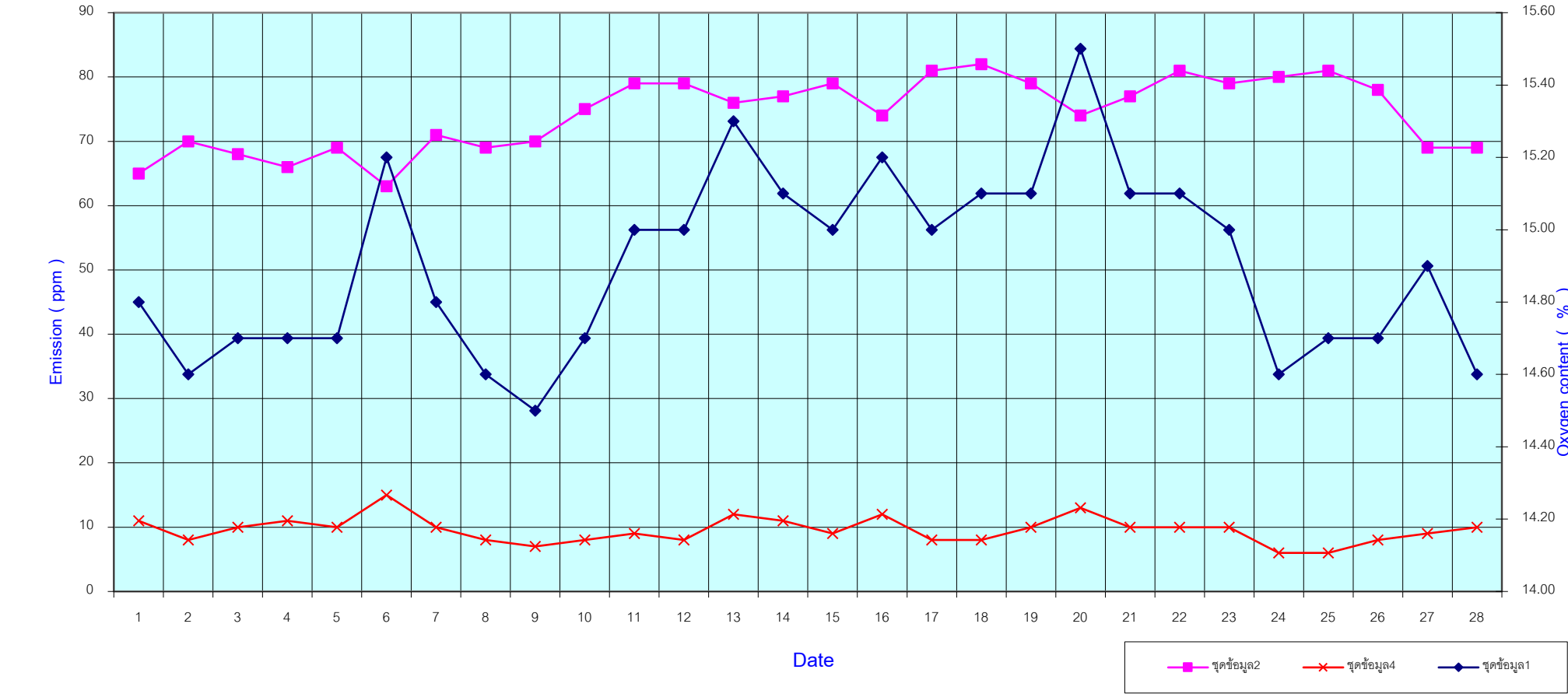
HRSG 11

Feb-22	1	2	3	4	5	6	7	8	9	10	11	12	13	14	15	16	17	18	19	20	21	22	23	24	25	26	27	28	Average
Oxygen Average	14.80	14.60	14.60	14.60	14.60	15.10	14.60	14.50	14.40	14.60	14.60	14.40	14.60	14.40	14.30	14.50	14.30	14.40	14.40	14.70	14.40	14.30	14.40	14.40	14.40	14.40	14.50	14.30	14.50
NOx Average	74.00	74.00	72.00	67.00	72.00	72.00	74.00	75.00	74.00	77.00	75.00	76.00	69.00	67.00	71.00	66.00	74.00	77.00	74.00	69.00	73.00	71.00	74.00	78.00	79.00	75.00	70.00	69.00	72.79
CO Average	15.00	15.00	18.00	26.00	20.00	23.00	19.00	13.00	11.00	16.00	17.00	11.00	19.00	26.00	24.00	27.00	18.00	13.00	13.00	15.00	13.00	23.00	21.00	21.00	20.00	25.00	18.00	18.00	18.50



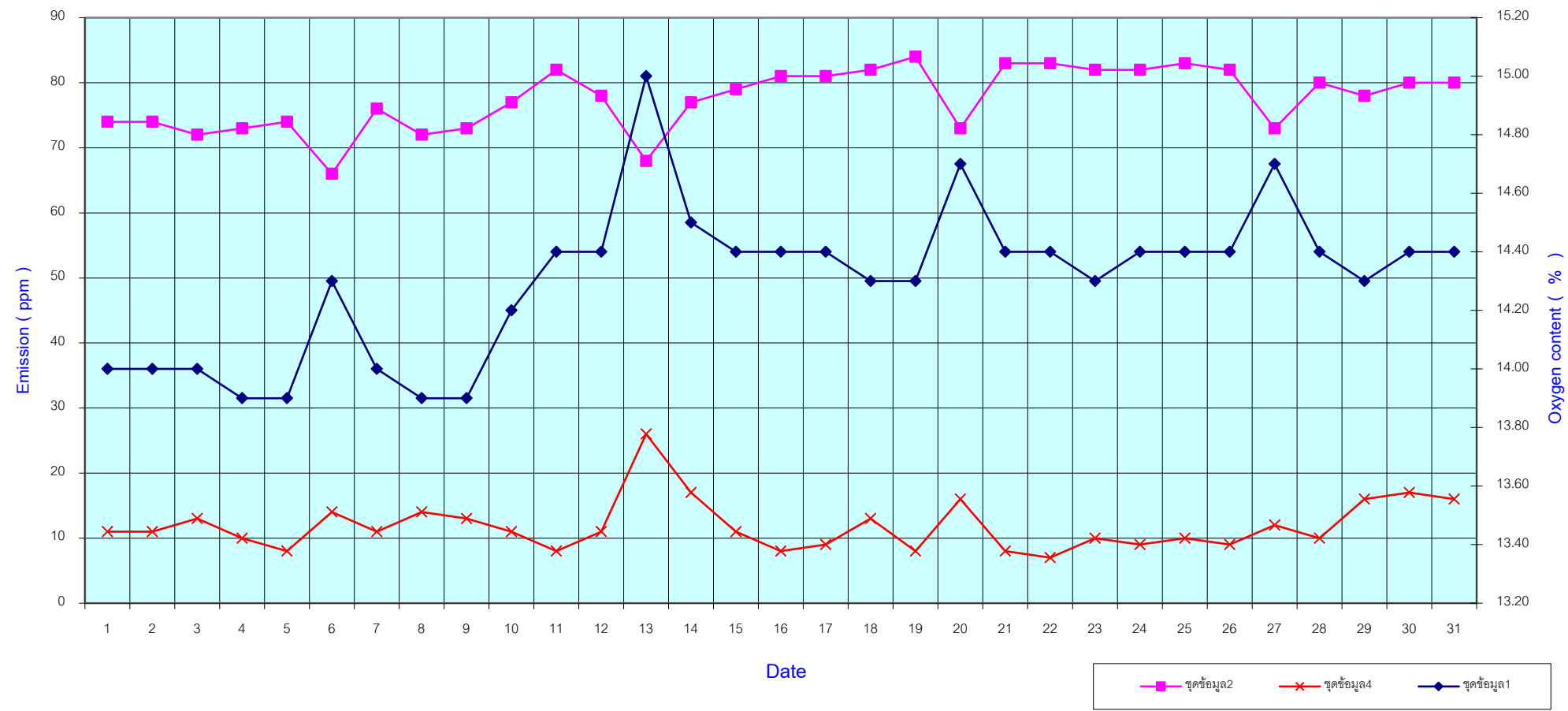
HRSG 12

Feb-22	1	2	3	4	5	6	7	8	9	10	11	12	13	14	15	16	17	18	19	20	21	22	23	24	25	26	27	28	Average
Oxygen    Average	14.80	14.60	14.70	14.70	14.70	15.20	14.80	14.60	14.50	14.70	15.00	15.00	15.30	15.10	15.00	15.20	15.00	15.10	15.10	15.50	15.10	15.10	15.00	14.60	14.70	14.70	14.90	14.60	14.90
NOx        Average	65.00	70.00	68.00	66.00	69.00	63.00	71.00	69.00	70.00	75.00	79.00	79.00	76.00	77.00	79.00	74.00	81.00	82.00	79.00	74.00	77.00	81.00	79.00	80.00	81.00	78.00	69.00	69.00	74.29
CO         Average	11.00	8.00	10.00	11.00	10.00	15.00	10.00	8.00	7.00	8.00	9.00	8.00	12.00	11.00	9.00	12.00	8.00	8.00	10.00	13.00	10.00	10.00	10.00	6.00	6.00	8.00	9.00	10.00	9.54



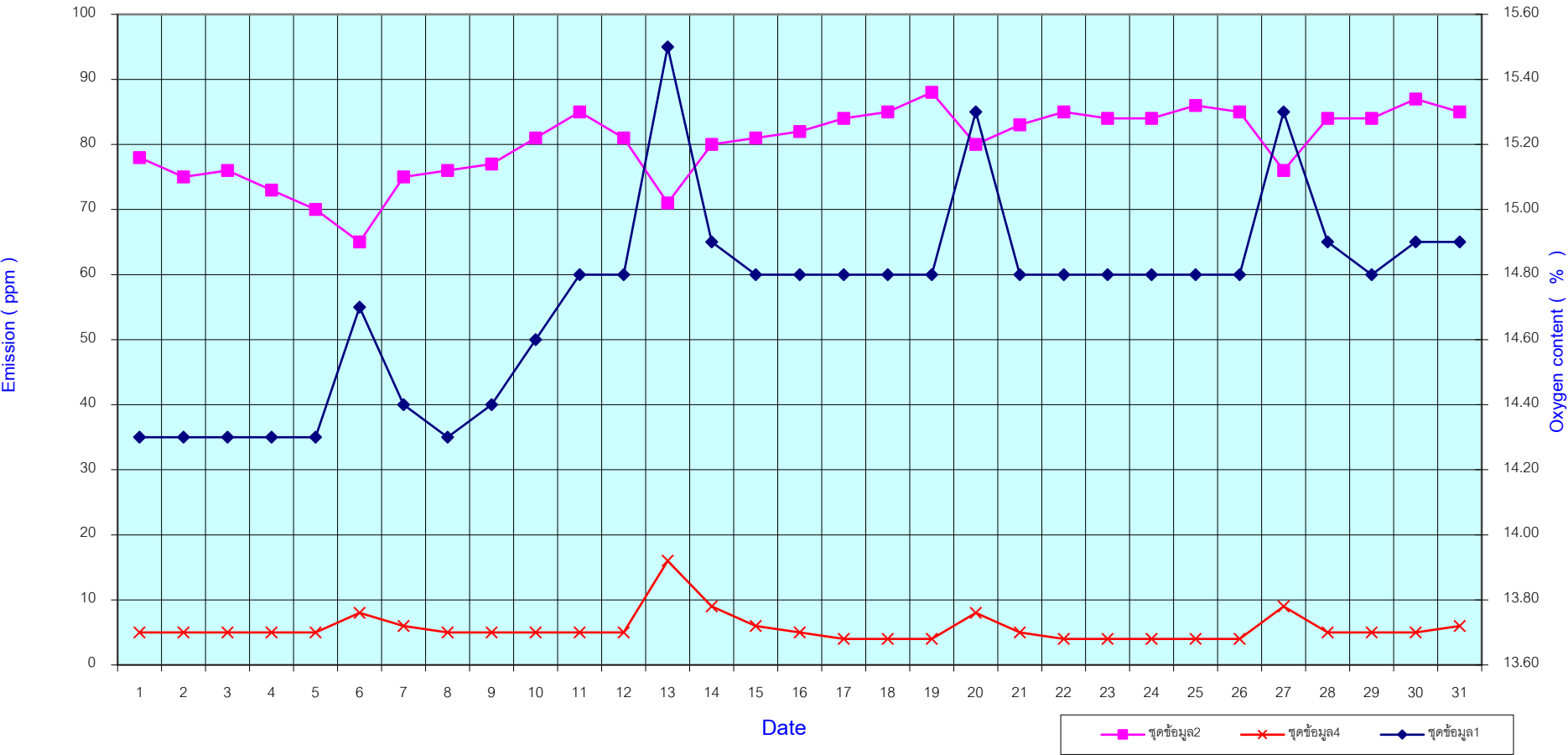
HRSG 11

Mar-22	1	2	3	4	5	6	7	8	9	10	11	12	13	14	15	16	17	18	19	20	21	22	23	24	25	26	27	28	29	30	31	Average
Oxygen Average	14.00	14.00	14.00	13.90	13.90	14.30	14.00	13.90	13.90	14.20	14.40	14.40	15.00	14.50	14.40	14.40	14.40	14.30	14.30	14.70	14.40	14.40	14.30	14.40	14.40	14.70	14.40	14.30	14.40	14.40	14.30	
NOx Average	74.00	74.00	72.00	73.00	74.00	66.00	76.00	72.00	73.00	77.00	82.00	78.00	68.00	77.00	79.00	81.00	81.00	82.00	84.00	73.00	83.00	83.00	82.00	82.00	83.00	82.00	73.00	80.00	78.00	80.00	80.00	77.48
CO Average	11.00	11.00	13.00	10.00	8.00	14.00	11.00	14.00	13.00	11.00	8.00	11.00	26.00	17.00	11.00	8.00	9.00	13.00	8.00	16.00	8.00	7.00	10.00	9.00	10.00	9.00	12.00	10.00	16.00	17.00	16.00	11.84



HRSG 12

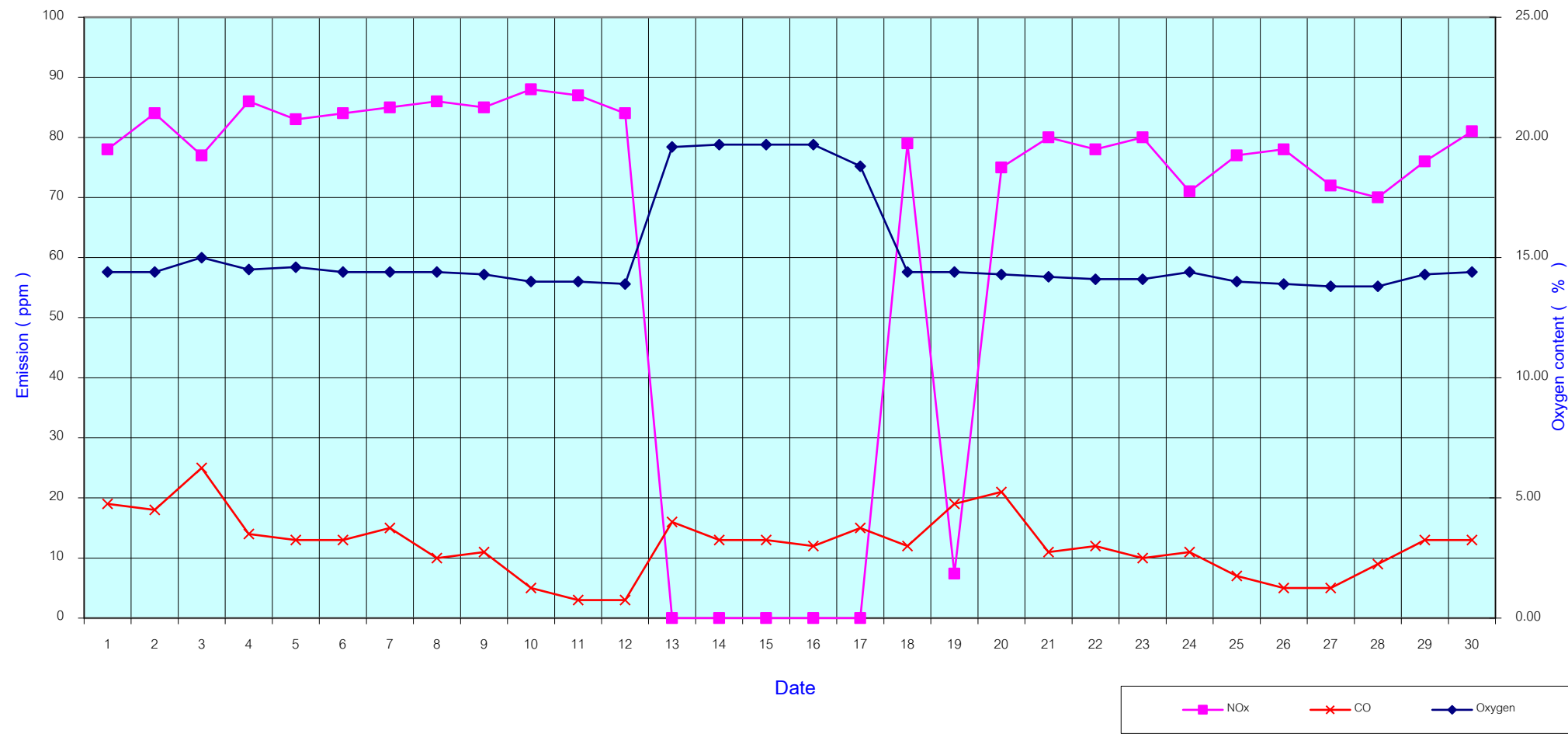
Mar-22	1	2	3	4	5	6	7	8	9	10	11	12	13	14	15	16	17	18	19	20	21	22	23	24	25	26	27	28	29	30	31	Average
Oxygen Average	14.30	14.30	14.30	14.30	14.30	14.70	14.40	14.30	14.40	14.60	14.80	14.80	15.50	14.90	14.80	14.80	14.80	14.80	14.80	15.30	14.80	14.80	14.80	14.80	14.80	14.80	15.30	14.90	14.80	14.90	14.90	14.74
NOx Average	78.00	75.00	76.00	73.00	70.00	65.00	75.00	76.00	77.00	81.00	85.00	81.00	71.00	80.00	81.00	82.00	84.00	85.00	88.00	80.00	83.00	85.00	84.00	84.00	86.00	85.00	76.00	84.00	84.00	87.00	85.00	80.19
CO Average	5.00	5.00	5.00	5.00	5.00	8.00	6.00	5.00	5.00	5.00	5.00	5.00	16.00	9.00	6.00	5.00	4.00	4.00	4.00	8.00	5.00	4.00	4.00	4.00	4.00	4.00	9.00	5.00	5.00	5.00	6.00	5.65



Remark : \* = No data

HRSG 11

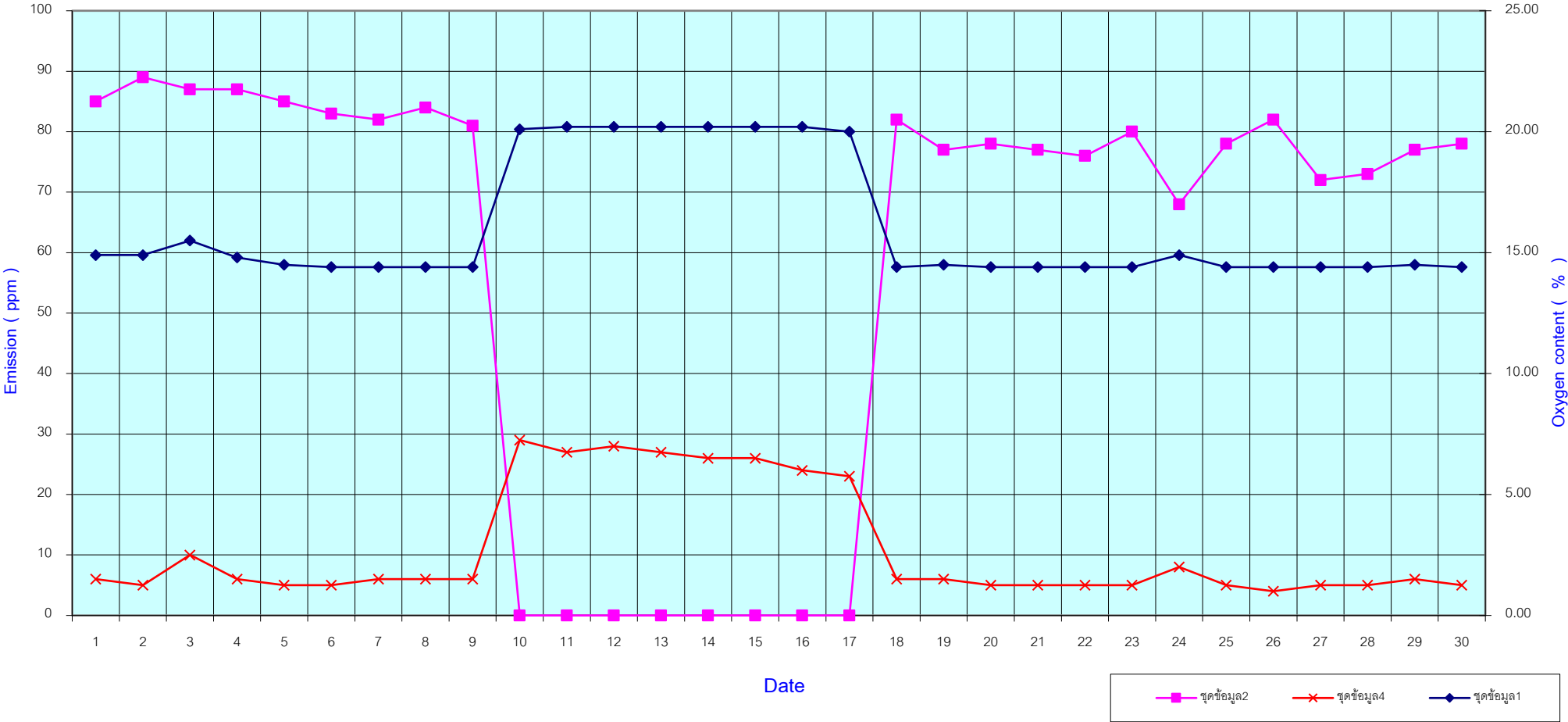
Apr-22	1	2	3	4	5	6	7	8	9	10	11	12	13	14	15	16	17	18	19	20	21	22	23	24	25	26	27	28	29	30	Average
Oxygen Average	14.40	14.40	15.00	14.50	14.60	14.40	14.40	14.40	14.30	14.00	14.00	13.90	19.60	19.70	19.70	19.70	18.80	14.40	14.40	14.30	14.20	14.10	14.10	14.40	14.00	13.90	13.80	13.80	14.30	14.40	15.13
NOx Average	78.00	84.00	77.00	86.00	83.00	84.00	85.00	86.00	85.00	88.00	87.00	84.00	*	*	*	*	*	79.00	7.40	75.00	80.00	78.00	80.00	71.00	77.00	78.00	72.00	70.00	76.00	81.00	77.26
CO Average	19.00	18.00	25.00	14.00	13.00	13.00	15.00	10.00	11.00	5.00	3.00	3.00	16.00	13.00	13.00	12.00	15.00	12.00	19.00	21.00	11.00	12.00	10.00	11.00	7.00	5.00	5.00	9.00	13.00	13.00	12.20



Remark : \* = No data

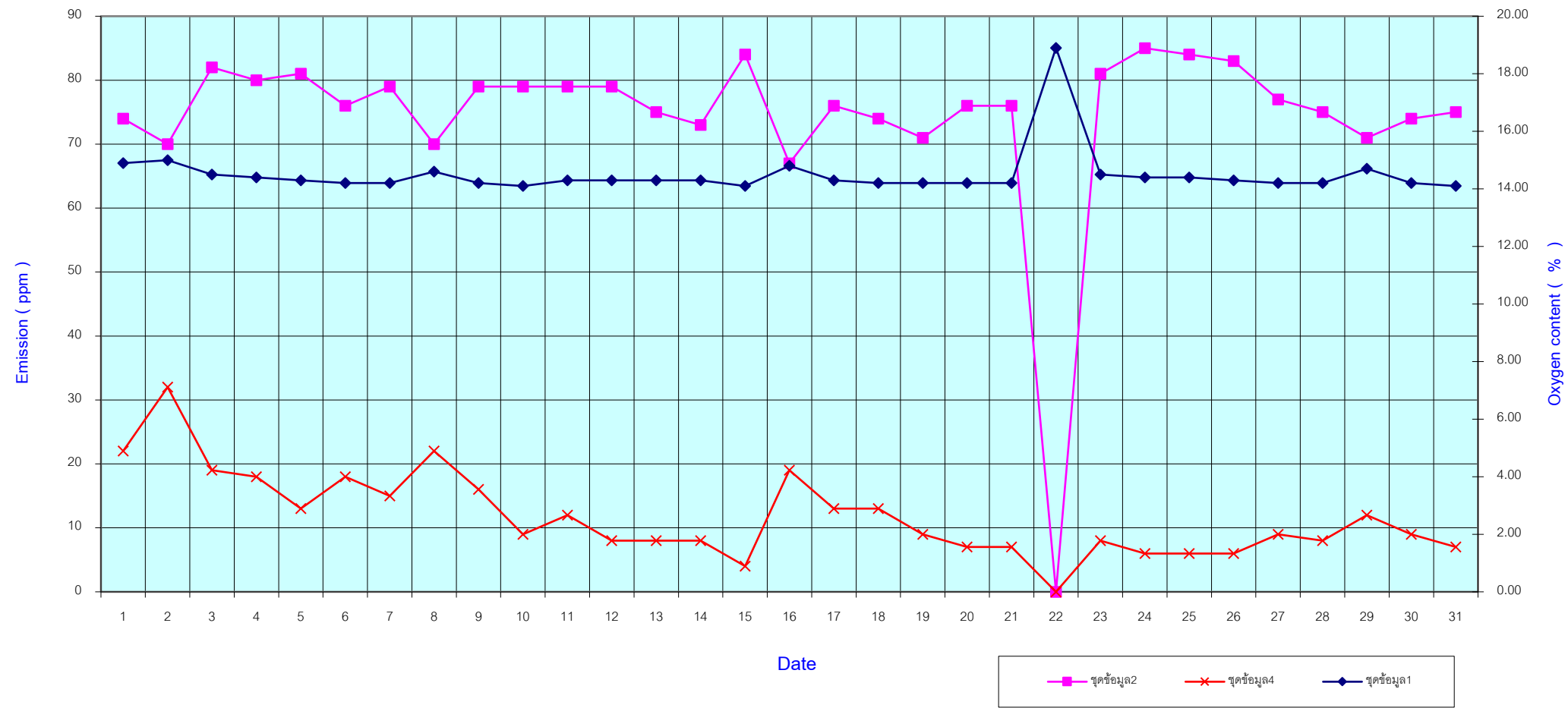
HRSG 12

Apr-22	1	2	3	4	5	6	7	8	9	10	11	12	13	14	15	16	17	18	19	20	21	22	23	24	25	26	27	28	29	30	Average
Oxygen Average	14.90	14.90	15.50	14.80	14.50	14.40	14.40	14.40	14.40	20.10	20.20	20.20	20.20	20.20	20.20	20.20	20.00	14.40	14.50	14.40	14.40	14.40	14.40	14.90	14.40	14.40	14.40	14.40	14.50	14.40	16.05
NOx Average	85.00	89.00	87.00	87.00	85.00	83.00	82.00	84.00	81.00	*	*	*	*	*	*	*	*	82.00	77.00	78.00	77.00	76.00	80.00	68.00	78.00	82.00	72.00	73.00	77.00	78.00	80.05
CO Average	6.00	5.00	10.00	6.00	5.00	5.00	6.00	6.00	6.00	29.00	27.00	28.00	27.00	26.00	26.00	24.00	23.00	6.00	6.00	5.00	5.00	5.00	5.00	8.00	5.00	4.00	5.00	5.00	6.00	5.00	11.17



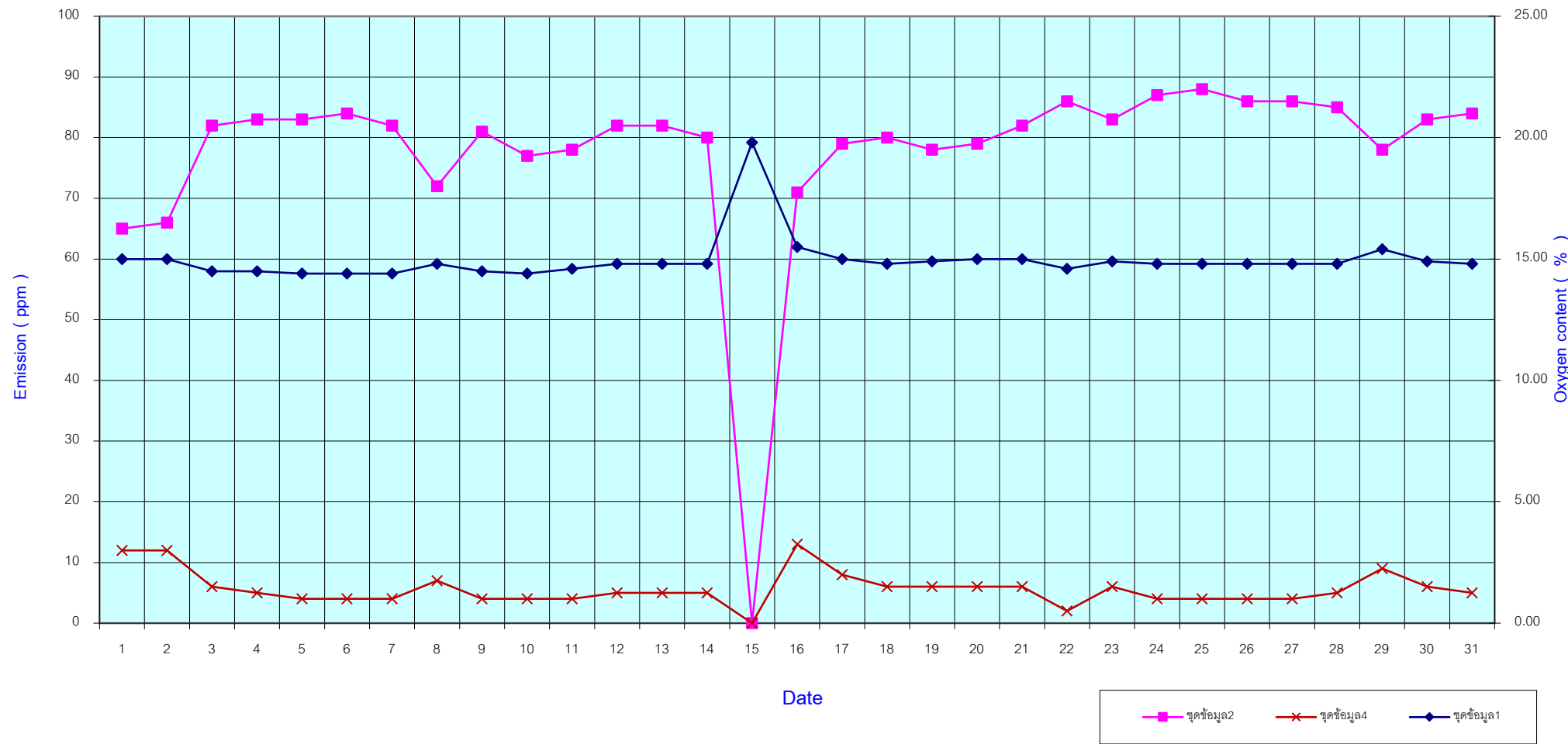
HRSG 11

May-22	1	2	3	4	5	6	7	8	9	10	11	12	13	14	15	16	17	18	19	20	21	22	23	24	25	26	27	28	29	30	31	Average
Oxygen Average	14.90	15.00	14.50	14.40	14.30	14.20	14.20	14.60	14.20	14.10	14.30	14.30	14.30	14.30	14.10	14.80	14.30	14.20	14.20	14.20	14.20	18.90	14.50	14.40	14.40	14.30	14.20	14.20	14.70	14.20	14.10	14.50
Nox      Average	74.00	70.00	82.00	80.00	81.00	76.00	79.00	70.00	79.00	79.00	79.00	79.00	75.00	73.00	84.00	67.00	76.00	74.00	71.00	76.00	76.00	*	81.00	85.00	84.00	83.00	77.00	75.00	71.00	74.00	75.00	76.83
CO      Average	22.00	32.00	19.00	18.00	13.00	18.00	15.00	22.00	16.00	9.00	12.00	8.00	8.00	8.00	4.00	19.00	13.00	13.00	9.00	7.00	7.00	*	8.00	6.00	6.00	6.00	9.00	8.00	12.00	9.00	7.00	12.10



HRSG 12

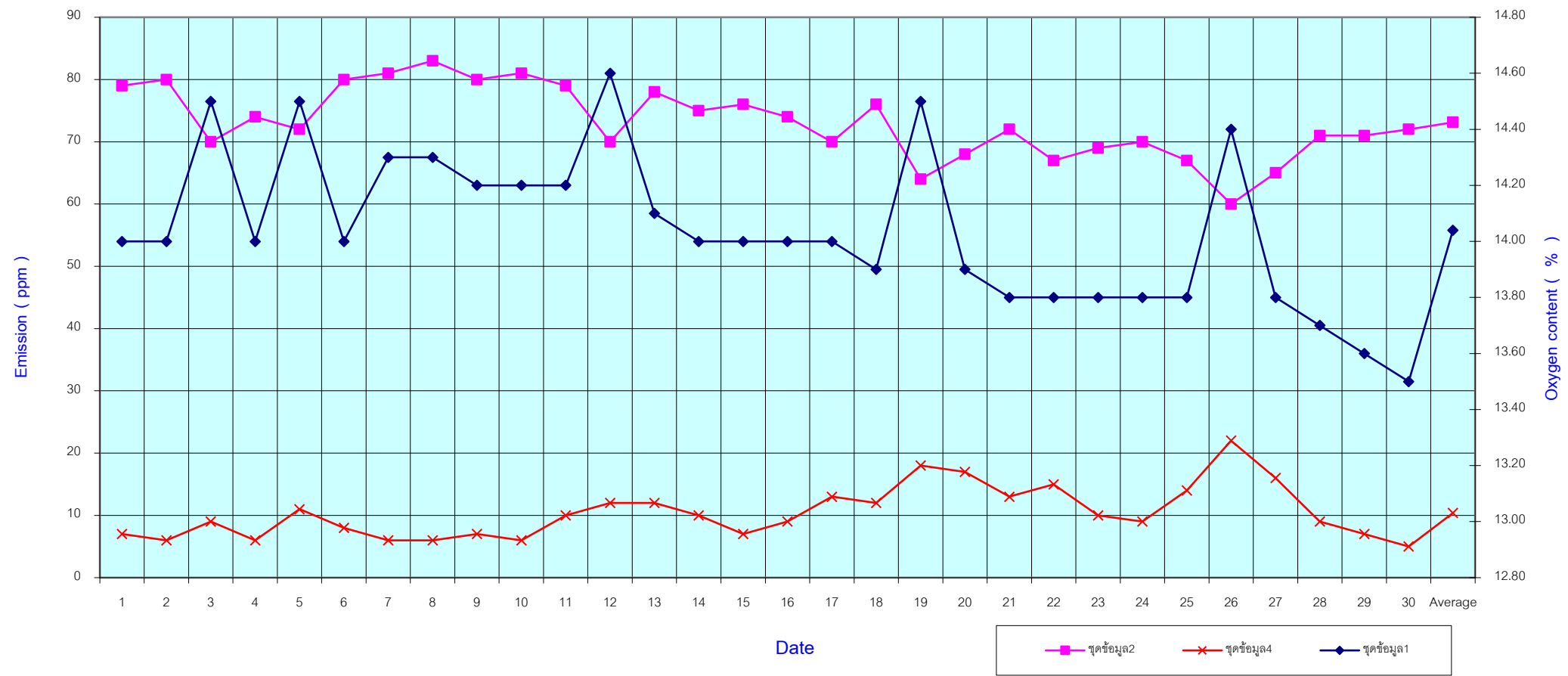
May-22	1	2	3	4	5	6	7	8	9	10	11	12	13	14	15	16	17	18	19	20	21	22	23	24	25	26	27	28	29	30	31	Average
Oxygen Average	15.00	15.00	14.50	14.50	14.40	14.40	14.40	14.80	14.50	14.40	14.60	14.80	14.80	14.80	19.80	15.50	15.00	14.80	14.90	15.00	15.00	14.60	14.90	14.80	14.80	14.80	14.80	14.80	15.40	14.90	14.80	14.95
NOx Average	65.00	66.00	82.00	83.00	83.00	84.00	82.00	72.00	81.00	77.00	78.00	82.00	82.00	80.00	*	71.00	79.00	80.00	78.00	79.00	82.00	86.00	83.00	87.00	88.00	86.00	86.00	85.00	78.00	83.00	84.00	80.40
CO Average	12.00	12.00	6.00	5.00	4.00	4.00	4.00	7.00	4.00	4.00	4.00	5.00	5.00	5.00	*	13.00	8.00	6.00	6.00	6.00	6.00	2.00	6.00	4.00	4.00	4.00	4.00	5.00	9.00	6.00	5.00	5.83



Remark : \* = No data

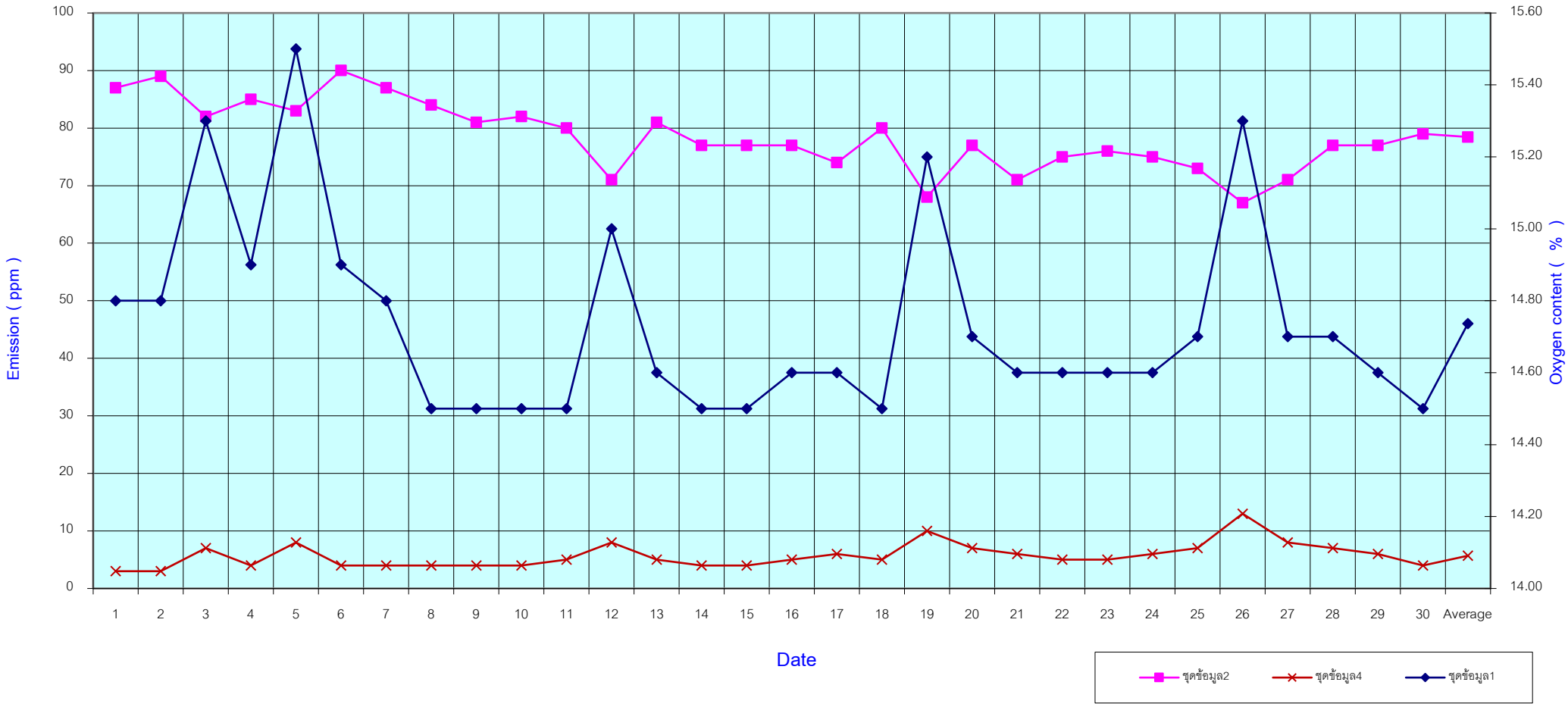
HRSG 11

Jun-22	1	2	3	4	5	6	7	8	9	10	11	12	13	14	15	16	17	18	19	20	21	22	23	24	25	26	27	28	29	30	Average
Oxygen Average	14.00	14.00	14.50	14.00	14.50	14.00	14.30	14.30	14.20	14.20	14.20	14.60	14.10	14.00	14.00	14.00	13.90	14.50	13.90	13.80	13.80	13.80	13.80	13.80	13.80	14.40	13.80	13.70	13.60	13.50	14.04
Nox      Average	79.00	80.00	70.00	74.00	72.00	80.00	81.00	83.00	80.00	81.00	79.00	70.00	78.00	75.00	76.00	74.00	70.00	76.00	64.00	68.00	72.00	67.00	69.00	70.00	67.00	60.00	65.00	71.00	71.00	72.00	73.13
CO      Average	7.00	6.00	9.00	6.00	11.00	8.00	6.00	6.00	7.00	6.00	10.00	12.00	12.00	10.00	7.00	9.00	13.00	12.00	18.00	17.00	13.00	15.00	10.00	9.00	14.00	22.00	16.00	9.00	7.00	5.00	10.40



HRSG 12

Jun-22	1	2	3	4	5	6	7	8	9	10	11	12	13	14	15	16	17	18	19	20	21	22	23	24	25	26	27	28	29	30	Average
Oxygen Average	14.80	14.80	15.30	14.90	15.50	14.90	14.80	14.50	14.50	14.50	14.50	15.00	14.60	14.50	14.50	14.60	14.60	14.50	15.20	14.70	14.60	14.60	14.60	14.60	14.70	15.30	14.70	14.70	14.60	14.50	14.74
NOx Average	87.00	89.00	82.00	85.00	83.00	90.00	87.00	84.00	81.00	82.00	80.00	71.00	81.00	77.00	77.00	77.00	74.00	80.00	68.00	77.00	71.00	75.00	76.00	75.00	73.00	67.00	71.00	77.00	77.00	79.00	78.43
CO Average	3.00	3.00	7.00	4.00	8.00	4.00	4.00	4.00	4.00	4.00	5.00	8.00	5.00	4.00	4.00	5.00	6.00	5.00	10.00	7.00	6.00	5.00	5.00	6.00	7.00	13.00	8.00	7.00	6.00	4.00	5.70



Remark : \* = No data